

Brandon



FRAMES: Hand-picked fully seasoned hardwood from managed sources. 10 year frame guarantee.

INTERIORS

Seat cushion filling: Firm Topper as standard. Quallofil fibre seat cushions are an option, at extra cost.

Available in a choice of fabrics.

Bolsters are feather filled.

Scatter cushions available at extra cost, please enquire (scatters from accessories)

CARE: Cushions must be plumped and turned regularly to retain their performance and appearance.

FOOT FINISHES



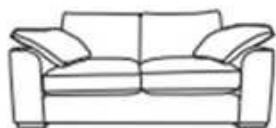
Universal corner
W 279, L 279.5 x H 87 x D 107cm



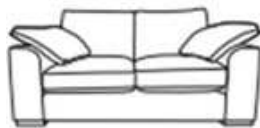
LHF / RHF Corner group (RHF shown)
W 279.5, L 206 x H 87 x D 107cm



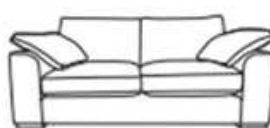
LHF / RHF Corner chaise + additional footstool
Dimensions as configuration shown
W 279.5, L 268.5 x H 87 x D 106cm
Dimensions excluding footstool
W 279.5, L 181.5 x H 87 x D 106cm



Medium
W 176 x H 87 x D 106cm



Standard
W 156 x H 87 x D 106cm



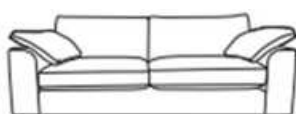
Large
W 196 x H 87 x D 106cm



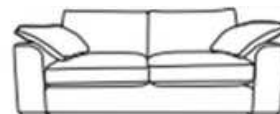
Loveseat
W 132 x H 87 x D 106cm



Chair
W 102 x H 87 x D 106cm



Grand
W 236 x H 87 x D 106cm



Extra large
W 216 x H 87 x D 106cm