

Truro	Tregolls Road, TR1 1SB	01872 222 226
St Austell	8 Manfield Way, Holmbush, PL25 3HQ	01726 70711
Wadebridge	Bridgend, PL27 6DA	01208 814 242
Hayle	4 Fore Street, Copperhouse, TR27 4DY	01736 755 700



Tailored to your home



THE INNOVATORS OF COMFORT™

With the Stressless® Anna sofa, you will have full freedom to select motorised and manual modules side by side. When the motorised function is selected, a footrest smoothly extends under your feet. The motorised headrest follows, and provides you with the optimal position for relaxation with your feet up. On the manual seat, you regulate the position with your hands. With the headrest in a collapsed position, the sofa appears visually smaller. In the raised position it offers good head support and transforms a low-back sofa into a high-back.

Available to order in all leather qualities/colours and fabrics except velour Rose, Grace, Magnolia and Cosmos. All wood legs and the arm with the laminate panel are in beech and come in the standard stain colours. Arm A3 with laminate panel must always have the same wood colour on legs and panel.

All metal legs are available in polished/matt black, except for Steel leg slim which only comes in polished finish. Supportive legs are required for some configurations. These are always black and placed further under the sofa to be "invisible".

- Note that the Bow options are only delivered on armrests or end modules. If you order a setup with Wood or Steel bow, you will have either wood leg slim or steel leg square on all the other load bearing modules.

Three different armrests are available A1, A2 and a wood arm A3.

Truro
St Austell
Wadebridge
Hayle

Tregolls Road, TR1 1SB
8 Manfield Way, Holmbush, PL25 3HQ
Bridgend, PL27 6DA
4 Fore Street, Copperhouse, TR27 4DY

01872 222 226
01726 70711
01208 814 242
01736 755 700

STRESSLESS® ANNA



Stressless® Anna A1, Stressless® Anna A2, Stressless® Anna A3



- **Configurations/options:**
There are 8 modules available

(measurements in cm):

8 MODULES (11 variants with L/C/R)									
1x wo/arms 65	2x wo/arms 130	3x wo/arms 195	Corner 120	L5 M 75	L5 110	Center/End module 50	End back L/R 115		
LEVEL 2									
LEVEL 1									

Truro	Tregolls Road, TR1 1SB	01872 222 226
St Austell	8 Manfield Way, Holmbush, PL25 3HQ	01726 70711
Wadebridge	Bridgend, PL27 6DA	01208 814 242
Hayle	4 Fore Street, Copperhouse, TR27 4DY	01736 755 700



- 1s, 2s, 3s
- Corner
- LS Medium
- LS Large
- Centre/end module
- End module w/back (Open end)
- All leather qualities/colours
- All fabrics – except velour (Begonia (only UK), Rose, Grace, Magnolia and Cosmos)
- All wood legs and the arm with the laminate panel are in beech and come in the standard Stressless stain colours. Arm A3 with laminate panel must always have the same wood colour on legs and panel.
- All metal legs are available in polished/matt black, except for Steel leg slim which only comes in polished finish.
- The legs come in one height: 14 cm
- Supportive legs are required for some configurations. These are always black and placed further under the sofa to be "invisible".
- Note that the Bow options are only delivered on armrests or end modules. If you order a setup with Wood or Steel bow, you will have either wood leg slim or steel leg square on all the other load bearing modules.



Alu leg Organic



Alu leg Corner



Steel bow A



Wood bow A



Wood angled cone leg



Wood leg slim Ø42



Steel leg slim Ø42



Steel leg square

- **Material Description:**
- Main construction: Steel beam for 1, 2-seater and 3-seater
- Motorized mechanism: Suprema Cloud Zero
- Seat: Plywood birch and spruce, structural steel frame with flexo springs, Molded HR Polyurethane foam 55 kg/m³, with Comfort Zones, HR block foam 24 mm 28 kg/m³, polyester fiber (150 g/m²)
- Back: Plywood spruce, flexo springs, Molded HR Polyurethane foam 57 kg/m³ with Comfort Zones, HR block foam 30 mm 28 kg/m³, polyester fiber (150 g/m²)
- Corner/ endmodule/ endmodule with back (Seat): Plywood birch and spruce, flexo springs, HR block foam 30 kg/m³, HR block foam 24 mm 28 kg/m³, polyester fiber (150 g/m²)
- Corner & Longseat (L) (Back): Plywood spruce, polypropylene, HR block foam 28 kg/m³, polyester fiber (150 g/m²)
- Longseat (M) Back: Plywood birch and spruce, flexo springs, HR block foam 28 kg/m³, polyester fiber (150 g/m²)
- Endmodule with back (Back) same as standard back
- Standard seats have molded foam, the rest of the modules have block foam
- Headrest: motorized (Contempo 120) or manual mechanism (Contempo headrest manual with ratchet hinge), Plywood spruce, Molded HR Polyurethane foam 57 kg/m³, polyester fiber (150 g/m²)
- Footrest: Plywood spruce, block foam 32 kg/m³ and 28 kg/m³.
- Armrests A1: Plywood birch and spruce, 20 mm Rebond, HR block foam 20 mm 32 kg/m³ polyester fiber (200 g/m²)
- Armrests A2: Plywood birch and spruce, Contoured HR block foam 32 kg/m³ polyester fiber (150 g/m²)

Truro	Tregolls Road, TR1 1SB	01872 222 226
St Austell	8 Manfield Way, Holmbush, PL25 3HQ	01726 70711
Wadebridge	Bridgend, PL27 6DA	01208 814 242
Hayle	4 Fore Street, Copperhouse, TR27 4DY	01736 755 700

- Armrest A3: Plywood birch and spruce, 20mm Rebond, Contoured HR block foam 32 kg/m³ fiber (150 g/m²), laminated beech



- **Weight recommendation:** Tested for 130 kg

- **Features & benefits**

- The new mechanism provides a highly elevated position of the legs distributing the weight more evenly for maximum relaxation.
- Stressless® Anna is like a chameleon with its modern look, neater size and proportions. With the large range of modules, armrests and legs to choose from it easily fits into different style interiors and different home sizes.
- Stressless® Anna has an adjustable headrest (powered or manual). When in the fold-down position, Anna looks like a regular low back sofa.
- Compared to many other sofas in Power category, Anna has a rather slim toe plate and tall legs, which gives it an airy touch.
- Stressless® Anna has been layered and upholstered for the ultimate sink in Stressless® comfort, and the pull-ins in the seat and back enhance both the softness and the soft look.
- The elegant horizontal double stitching across the seat and back creates a calm and subtle expression, which works well on both smaller and larger sofa configurations, and it is also delicately featured on the different armrest designs.
- Anna has got 3 armrest designs in different style categories, to cater to different tastes and needs. The new wooden armrest will appeal to all lovers of Nordic design, while the 2 different box arms designs will each blend into most contemporary and modern interiors.
- Stressless® Anna can be delivered with no less than eight different legs: metal or wood, round or square. They all give the sofa a distinct look, from pronounced and elegant to light and understated.
- There are two function levels for the sofa seat and back: Fixed or power. These can be mixed in one sofa. Power seats have a power headrest, and all fixed seats have a manual headrest. All modules with power have battery as an option.
- One power unit can supply up to 3 motorized seats. All modules will be delivered with one power supply each.
- The neck rest can be adjusted separately from the seat & back, which allows you to find the ultimate comfort position whether you choose to read, watch TV, or recharge after a long day.
- LS, Corner and End module with back also have the choice of manual or power neck rest.

Truro
St Austell
Wadebridge
Hayle

Tregolls Road, TR1 1SB
8 Manfield Way, Holmbush, PL25 3HQ
Bridgend, PL27 6DA
4 Fore Street, Copperhouse, TR27 4DY

01872 222 226
01726 70711
01208 814 242
01736 755 700

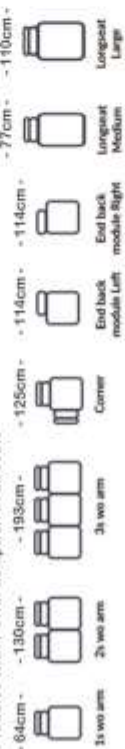


A1 Measurements Stressless Anna 1


Seat height 46.5cm
Seat depth 54cm
Sofa height 86/102/68cm
Depth upright 103cm
Depth reclined 166cm
Depth long seat 171cm
Distance to wall 6cm



Modules with Power as option in all seats

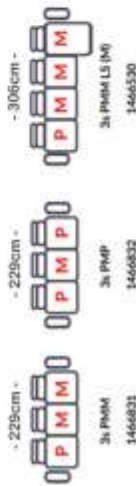
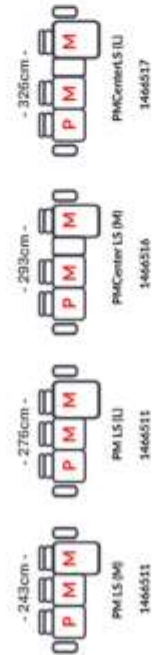
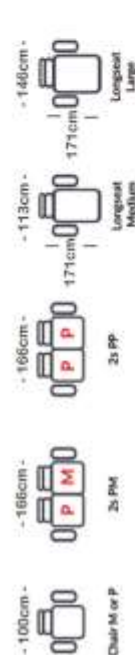


Modules without Power

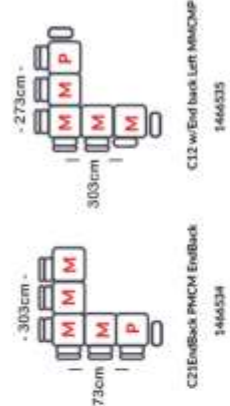
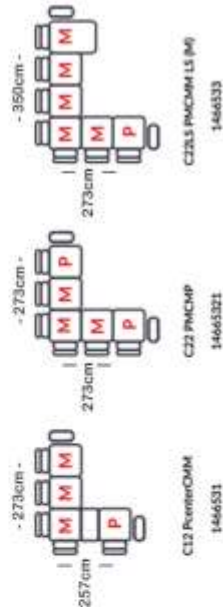


Configurations

Modules with and without Power can be combined in a large number of ways. The illustrations below are examples of popular combinations.



Configurations with corner and end/center modules



Truro
St Austell
Wadebridge
Hayle

Tregolls Road, TR1 1SB
8 Manfield Way, Holmbush, PL25 3HQ
Bridgend, PL27 6DA
4 Fore Street, Copperhouse, TR27 4DY

01872 222 226
01726 70711
01208 814 242
01736 755 700



Measurements

Stressless Anna A2

Seat height 46.5cm

Sofa depth 54cm


Sofa height 86/102/68cm

Depth upright 103cm

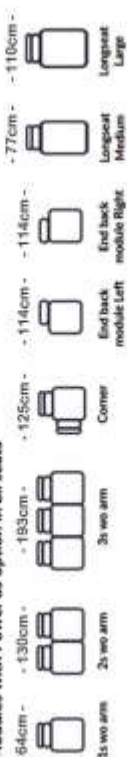
Depth reclined 166cm

Depth long seat 171cm

Distance to wall 6cm



Modules with Power as option in all seats

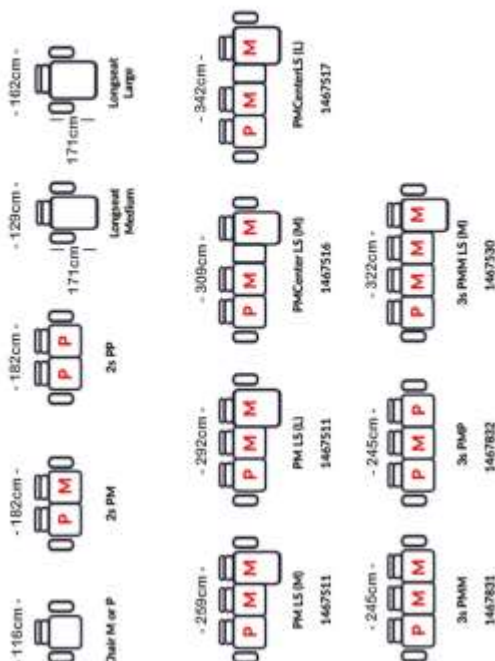


Modules without Power

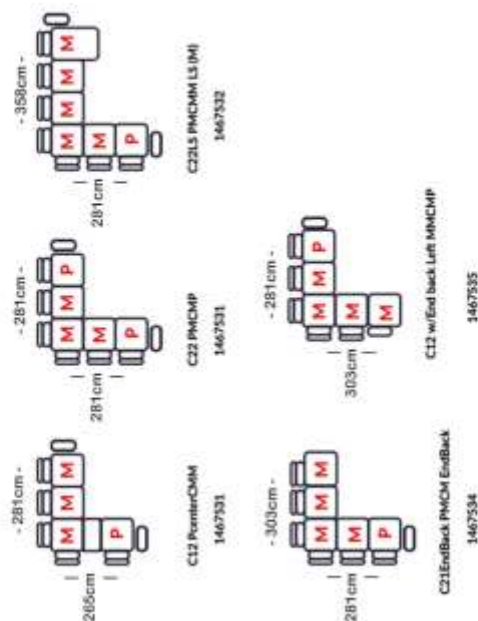


Configurations

Modules with and without Power can be combined in a large number of setups. The illustrated setups are examples of popular combinations.



Configurations with corner and end/center modules



Truro
St Austell
Wadebridge
Hayle

Tregolls Road, TR1 1SB
8 Manfield Way, Holmbush, PL25 3HQ
Bridgend, PL27 6DA
4 Fore Street, Copperhouse, TR27 4DY

01872 222 226
01726 70711
01208 814 242
01736 755 700



Measurements

Stressless Anna A3

Seat height 46.5cm

Seat depth 54cm

Sofa height 86/102/68cm

Depth upright 103cm

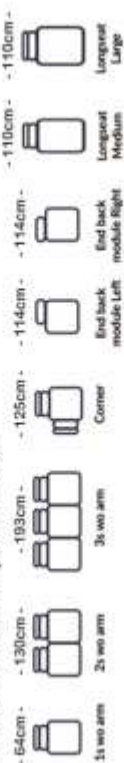
Depth reclined 166cm

Depth long seat 171cm

Distance to wall 6cm



Modules with Power as option in all seats

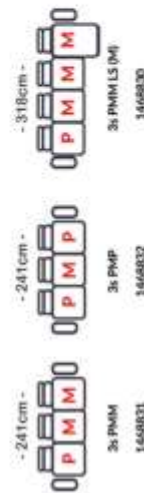
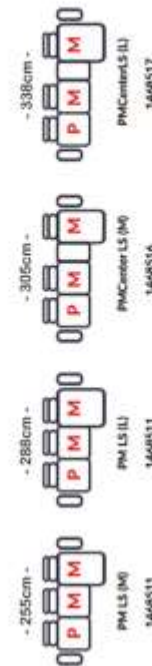
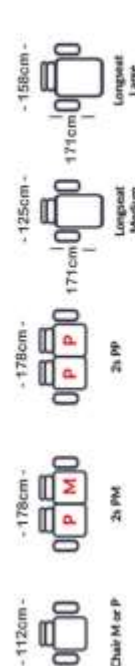


Modules without Power



Configurations

Modules with and without Power can be combined in a large number of setups. The illustrated setups are examples of popular combinations.



Configurations with corner and end/center modules

