

Truro Tregolls Road, TR1 1SB

01872 222 226

St Austell 8 Manfield Way, Holmbush, PL25 3HQ

01726 70711

Wadebridge Bridgend, PL27 6DA












01208 814 242

Hayle 4 Fore Street, Copperhouse, TR27 4DY


01736 755 700

### Contrast stitching options


Contrast stitching will appear on seat cushions, back cushions, front borders and arms. Contrast stitching is optional for leather pieces only. There are 11 options for contrast stitching.

		
Cambridge Putty Beige Stitching	Cambridge Tan Beige Stitching	Cambridge Petrol Blue Dark Grey Stitching
		
Cambridge Conker Sand Stitching	Cambridge Stone Beige Stitching	Cambridge Taupe Beige Stitching
		
Cambridge Chalk Cream Stitching	Cambridge Black Light Grey Stitching	Cambridge Earth Sand Stitching
		
Cambridge Cloud Dark Grey Stitching	Cambridge Grey Beige Stitching	

Main cover and contrast stitching options can't be swapped. If contrast stitching is not selected, the furniture will be supplied with self-coloured stitching.



3 Seater Sofa is shown in Cambridge Grey





## SEATTLE

With clean, straight lines and sleek arm details, Seattle offers contemporary elegance to any space. Crisp tailoring details, paired with full and sumptuous cushions provide a beautiful balance of style and comfort. You can choose to add contrast stitching on leather models, whilst power recliner options with USB charging point are also available.

AVAILABLE IN FABRIC AND LEATHER.

Seattle is available in the following models:



3 SEATER SOFA



3 SEATER RECLINER SOFA



2.5 SEATER SOFA



2.5 SEATER RECLINER SOFA



2 SEATER SOFA



2 SEATER RECLINER SOFA



ARMCHAIR



RECLINER ARMCHAIR



FOOTSTOOL



STORAGE FOOTSTOOL

	H	D	W	Seat Height	Seat Depth	Seat Width	Clearance needed for full recline
All dimensions in mm/inches							
Armchair	1010/39.8	1040/40.9	960/37.8	510/20.1	540/21.3	420/16.5	-
2 Seater Sofa	1010/39.8	1040/40.9	1500/59	510/20.1	540/21.3	960/37.8	-
2.5 Seater Sofa	1010/39.8	1040/40.9	1720/67.7	510/20.1	540/21.3	1180/46.5	-
3 Seater Sofa	1010/39.8	1040/40.9	2020/79.5	510/20.1	540/21.3	1480/58.3	-
Footstool	405/15.9	590/23.2	735/28.9	-	-	-	-
Storage Footstool	405/15.9	590/23.2	735/28.9	-	-	-	-
Recliner Armchair	1010/39.8	1040/40.9	565/22.5	510/20.1	540/21.3	420/16.5	50/2
2 Seater Recliner Sofa (Double)	1010/39.8	1040/40.9	1500/59	510/20.1	540/21.3	960/37.8	50/2
2.5 Seater Recliner Sofa (Double)	1010/39.8	1040/40.9	1720/67.7	510/20.1	540/21.3	1180/46.5	50/2
3 Seater Recliner Sofa (Double)	1010/39.8	1040/40.9	2020/79.5	510/20.1	540/21.3	1480/58.3	50/2

All measurements are approximate and relate to the overall size of the item including soft arm cushions where fitted and back cushions. All recliner furniture supplied on fixed feet. Show wood feet in a choice of finishes are available on static pieces only. Recliner available in manual or power versions. Power versions have touch buttons with USB charging point. 2, 2.5 and 3 seater double recliner sofas are delivered in 2 sections which link together. Seat cushions on recliner chairs/sofas are a foed type. Our recliner furniture requires room to recline. Castors are available as an option on static pieces only. Scatter cushions are available at extra cost.