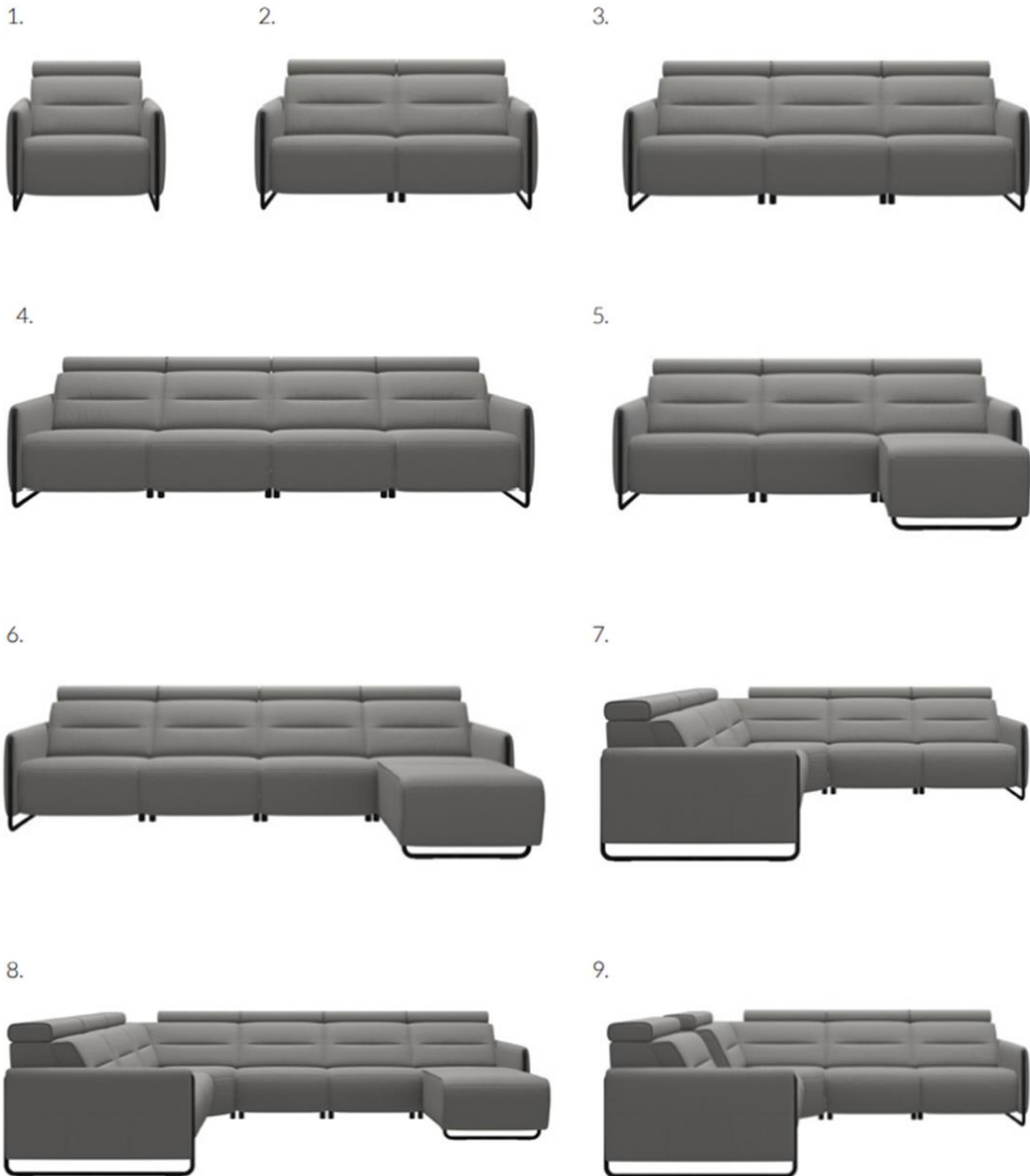


Truro	Tregolls Road, TR1 1SB	01872 222 226
St Austell	8 Manfield Way, Holmbush, PL25 3HQ	01726 70711
Wadebridge	Bridgend, PL27 6DA	01208 814 242
Hayle	4 Fore Street, Copperhouse, TR27 4DY	01736 755 700



Stressless® Emily Modules

- | | |
|------------------------|-------------------------|
| 1. 1 Seater | 6. 3 Seater w Longseat |
| 2. 2 Seater | 7. C 22 |
| 3. 3 seater | 8. C 22 w Longseat |
| 4. 4 seater | 9. C 12 w Center module |
| 5. 2 seater w Longseat | |

All configurations available in all arm options.

Emily Wood



Emily Steel



Emily Wide

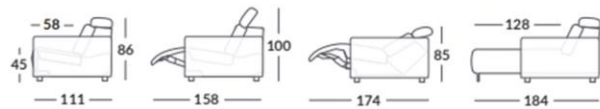


Truro	Tregolls Road, TR1 1SB	01872 222 226
St Austell	8 Manfield Way, Holmbush, PL25 3HQ	01726 70711
Wadebridge	Bridgend, PL27 6DA	01208 814 242
Hayle	4 Fore Street, Copperhouse, TR27 4DY	01736 755 700

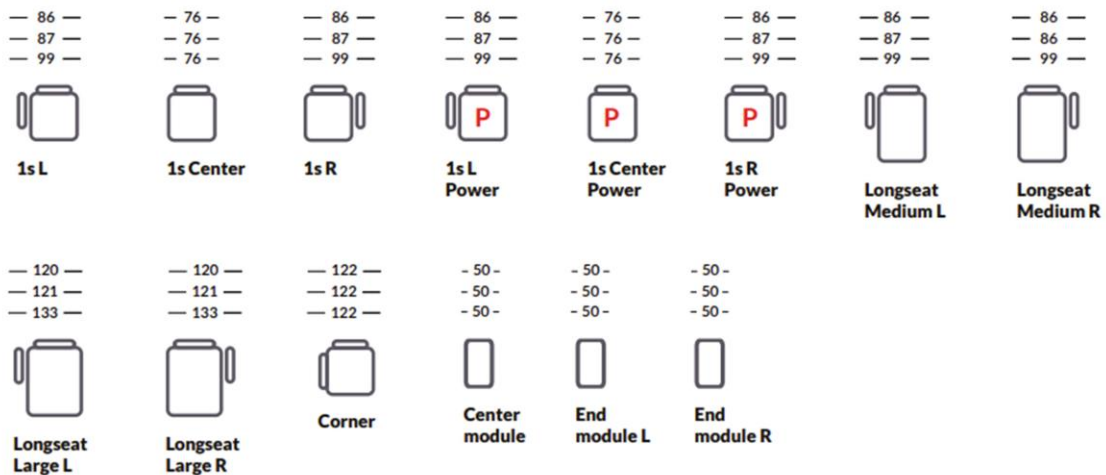
Modules & Configurations

Seat height: 45 cm
 Seat depth: 58 cm
 Sofa height: 86/100/85 cm
 Depth upright: 110 cm
 Depth reclined: 174 cm
 Depth long seat: 184 cm
 Distance to wall: 8 cm
 Diagram dimensions

- 1. — STEEL —
- 2. — WOOD —
- 3. — WIDE —



STANDARD MODULES



SOFA OPTIONS

Emily comes with 3 arm options:




Emily Wide comes with 2 leg options:
 80mm for under arms and 120mm for longseat



Emily arms and legs come in 8 wood finishes:



Emily arms and legs come in 2 metal finishes:

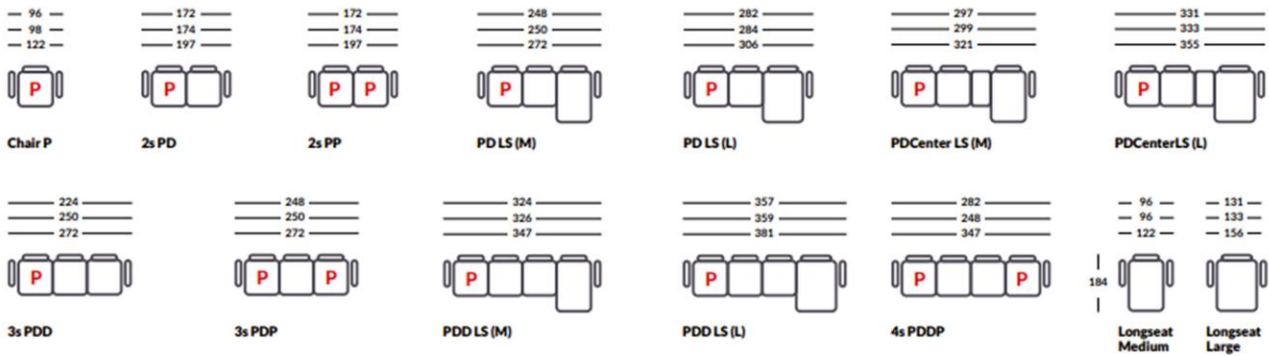


Truro	Tregolls Road, TR1 1SB	01872 222 226
St Austell	8 Manfield Way, Holmbush, PL25 3HQ	01726 70711
Wadebridge	Bridgend, PL27 6DA	01208 814 242
Hayle	4 Fore Street, Copperhouse, TR27 4DY	01736 755 700

Emily

CONFIGURATIONS

Below are examples of possible configurations. You can add as many modules as you would like, as long as each end is finished with an arm or end module.



CONFIGURATIONS WITH CORNER AND END/CENTER MODULES

