

Polpey sofa / sofa bed



A small scroll arm design, that's both cute and stylish in one. With room sizes getting smaller, Polpey is a great sofa designed with cosy spaces in mind. The seat cushions are also slightly shallower than similar ranges, but each piece still delivers the same level of comfort. In a wide choice of fabrics.

- Choice of feet and leg finishes
- 10 year structural guarantee
- 10 year cold cure seat cushion guarantee
- Optional armcaps available to order
- Scatters included with each sofa

Mattress Options

Comfort mattress – (supplied as standard)

Single sided 'no turn' open coil spring interior mattress, including an additional top layer of foam fillings for improved levels of comfort. Hand made in the UK, tufted and covered in a woven damask ticking.

Premium mattress

For the ultimate in comfort the deluxe, double sided pocket spring mattress has quilted side edges, superior fillings, hand tufted felt washers and luxury ticking. Fully reversible.

Deluxe mattress

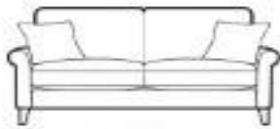
The top of the range mattress features a luxurious top layer of memory foam that adapts to the shape of your body. Beautifully crafted in the UK, the breathable ticking ensures a perfect night's sleep.

Julian Foye

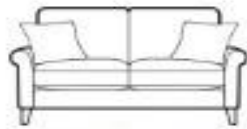
www.julianfoye.co.uk

TRURO
ST AUSTELL
WADEBRIDGE
HAYLE

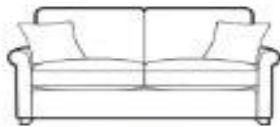
Tregolls Road, TR1 1SB 01872 222 226
8 Manfield Way, Holmbush, PL25 3HQ 01726 70 711
Bridgend, PL27 6DA 01208 814 242
4 Fore Street, Copperhouse, TR27 4DY 01736 755 700



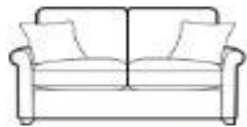
3 seater sofa
(High legs only)
H 930mm
W 1860mm
D 940mm



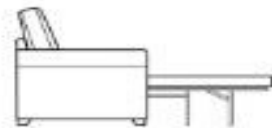
2 seater sofa
(High legs only)
H 930mm
W 1640mm
D 940mm



**3 seater
sofabed**
(Low feet only)
H 930mm
W 1860mm
D 940mm



**2 seater
sofabed**
(Low feet only)
H 930mm
W 1640mm
D 940mm



2/3 seater sofas
(Low feet only)
Two fold slatted and
webbed metal action.
Depth open 2280mm



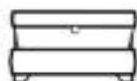
Chair
(High legs only)
H 930mm
W 840mm
D 900mm



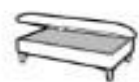
Swivel chair
H 1040mm to
1140mm
W 700mm
D 920mm



**Gallery
accent chair**
(Light & dark
high legs only)
H 910mm
W 790mm
D 940mm



Ottoman
(Low feet only)
H 430mm
W 1030mm
D 620mm



Legged Ottoman
(High legs only)
H 400mm
W 1000mm
D 570mm



Storage stool
Supplied on glides
H 410mm
W 640mm
D 580mm



Footstool
Supplied on glides
H 380mm
W 640mm
D 580mm

Choice of feet and leg finishes

Low Feet Options (Sofabed & Ottoman)



Light



Dark

High Leg Options (Sofas, Chair & Legged Ottoman)



Light



Dark

High Leg Options (Gallery accent chair)



Light



Dark